

Visibility and control from a single console

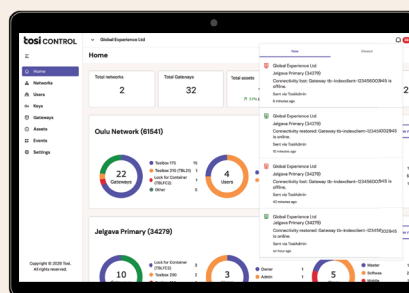
[illegible]

Tosi Control sits at the center of your Tosi deployment, unifying data from Tosi Gateways at your remote sites, Tosi Hub in your cloud or data center, and every Tosi Key and Client used by your team. OT and IT teams gain real-time visibility into gateway health, connectivity status, and site-level summaries. The platform creates a single source of truth for your entire environment while maintaining strict access control through enterprise SSO integration.

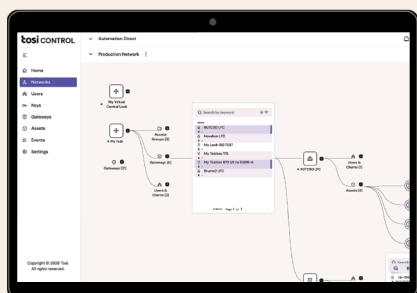
The screenshot shows the 'tosi CONTROL' dashboard. The top navigation bar includes 'Global Experience Ltd' and a user profile icon. The sidebar on the left contains links for Overview, Map, Settings, and a search bar. The main content area is titled 'Home' and displays network statistics for two specific networks: 'Oulu Network (80546)' and 'Jalgas Primary (34279)'. Each network section includes a summary card with 'Total vehicles' and 'Total assets', and a donut chart showing the distribution of assets across different categories: Transfer, Station, and Network. The 'Oulu Network' section shows 32 total vehicles and 12 total assets, with a breakdown of 22 Transfer, 4 Station, and 7 Network assets. The 'Jalgas Primary' section shows 10 total vehicles and 5 total assets, with a breakdown of 10 Transfer, 3 Station, and 5 Network assets.

Network	Total Vehicles	Total Assets	Transfer	Station	Network
Oulu Network (80546)	32	12	22	4	7
Jalgas Primary (34279)	10	5	10	3	5

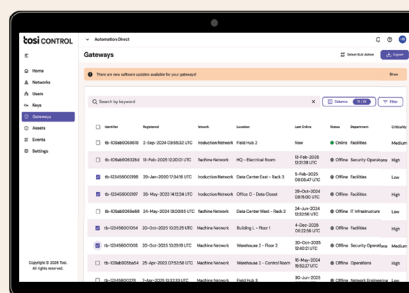
See device status at a glance. Know instantly when gateways go offline.



Get notified
before issues
escalate, with email
forwarding built in.



Visual topology
reduces
troubleshooting from
hours to minutes.



Custom attributes
and bulk Excel
import in one place.

CORE CAPABILITIES

- Centralized fleet visibility with unified dashboard showing gateway health, connectivity, and network topology.
- Searchable asset inventory with device discovery, custom attributes, and metadata management.
- Bulk import from Excel to map spreadsheet columns to custom attributes in seconds.
- Real-time monitoring with Notification Center and email forwarding for proactive alerts.
- Network topology view with real-time connectivity status and communication flow analysis.
- Single Sign-On (SSO) with Microsoft, Google, Okta, and other enterprise identity providers.
- Events Integration API with bidirectional REST endpoints.
- Exportable CSV reports for gateways, assets, and operational data.

SECURITY BUILT IN

Tosi Control inherits the zero-trust architecture of the Tosi Platform. Access is governed through SSO integration with enterprise identity providers, with role-based permissions (Owner, Admin, Viewer) and the ability to restrict sensitive custom attributes to owners and admins only. All communication is encrypted end-to-end, and audit logs track every action for compliance.

WHAT CUSTOMERS SAY



We need to know when devices go offline—proactively, not when a customer calls.

David Greatrex
TAIT

BUSINESS OUTCOMES

- Reduce downtime and accelerate response with clear device context and historical insight.
- Improve operational efficiency by centralizing asset information and eliminating manual work.
- Strengthen security and operational resilience with consistent visibility and enterprise identity integration.
- Scale confidently across sites and fleets without increasing staffing or management burden.
- Enable clear IT/OT collaboration with shared visibility and defined responsibilities.

US HQ
1212 Corporate Drive
Suite 170
Irving, Texas 75038

GLOBAL HQ
Elektroniikkatie 2a
7th floor
90590 Oulu, Finland

CONTACT US

